THE 5 FOOT FARM

Visual Spacing Guide



🌱 THE 5 FOOT FARM VISUAL SPACING GRID

Exactly How to Place Plants Inside Each Square

HOW TO USE

1. Each box below = **1 foot × 1 foot square**
2. Copy the pattern into each square of your 5×5 bed
3. Plant at the dot positions

This guarantees:

- Correct spacing
- Maximum yield
- Zero overcrowding

🟩 PATTERN #1 — LARGE PLANTS (1 PER SQUARE)

Used for:

- Kale
- Broccoli
- Cabbage
- Peppers
- Swiss chard
- Bush cucumbers

```
+-----------+
|           |
|     •     |
|           |
+-----------+
```

Plant: 1 per square
Spacing: 12 inches

🟩 PATTERN #2 — MEDIUM PLANTS (4 PER SQUARE)

Used for:

- Lettuce (leaf)
- Basil
- Parsley
- Beets
- Turnips
- Chickpeas
- Edamame

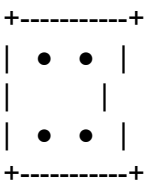

Plant: 4 per square
Spacing: 6 inches

🟩 PATTERN #3 — DENSE PLANTS (9 PER SQUARE)

Used for:

- Spinach
- Arugula
- Onions
- Bush beans
- Peas (short)
- Cilantro

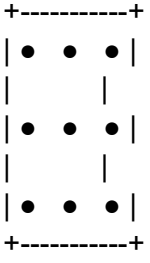

Plant: 9 per square
Spacing: 4 inches

🟩 PATTERN #4 — VERY DENSE PLANTS (16 PER SQUARE)

Used for:

- Radishes
- Carrots
- Green onions
- Baby turnips

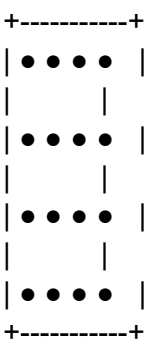

Plant: 16 per square
Spacing: 3 inches

🟩 PATTERN #5 — SPREADING PLANTS (1 PER 4 SQUARES)

Used for:

- Zucchini
- Winter squash
- Tomatoes (bush)
- Pumpkins

Layout across **4 connected squares**:

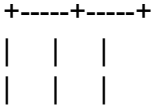

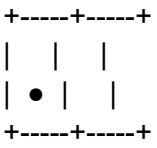

Plant: 1 per 4 squares
Spacing: 24 inches

🟩 PATTERN #6 — TRELLIS LINE PLANTING (EDGE SQUARES)

Used for:

- Pole beans
- Peas (climbing)
- Cucumbers (vertical)

Place along one edge of the square:

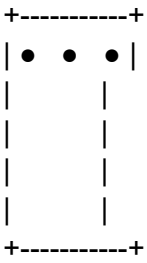

Plant: 3–4 per square
Spacing: 4–6 inches
Note: Trellis runs along top edge

🟩 PATTERN #7 — MIXED INTERPLANTING (ADVANCED / HIGH YIELD)

Used for:

- Lettuce + radish

- Carrot + green onion
- Spinach + radish

Example: Lettuce + Radish combo

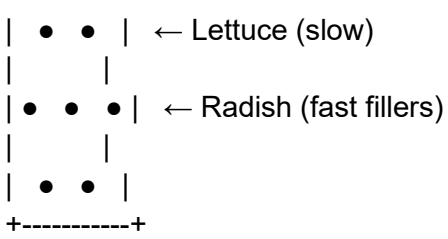

Purpose:

- Harvest fast crop first
- Slow crop expands into space

This is a **yield multiplier pattern**.

🧭 MASTER QUICK MATCH GUIDE (PUT THIS ON PAGE 1)

WHICH PATTERN TO USE BY CROP

1 Plant Per Square

- Kale
- Broccoli
- Cabbage
- Pepper
- Swiss chard

4 Per Square

- Lettuce
- Basil
- Beets
- Turnips
- Chickpeas
- Edamame

9 Per Square

- Spinach
- Arugula
- Onions
- Bush beans
- Peas

16 Per Square

- Radish
- Carrots
- Green onions

1 Per 4 Squares

- Zucchini
- Squash
- Bush tomatoes
